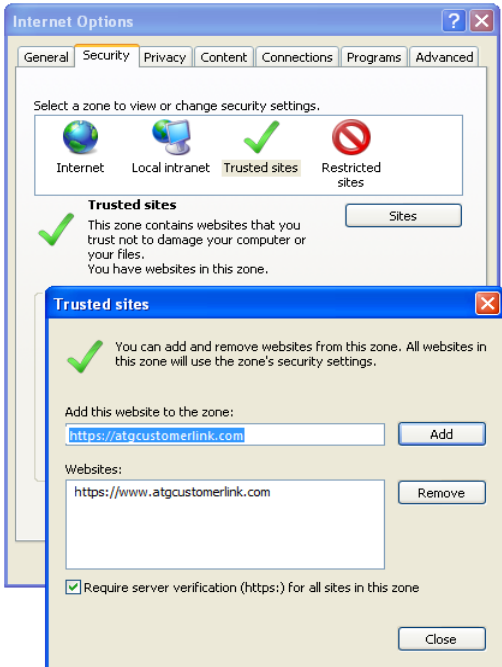


Before entering the site please follow the steps outlined below

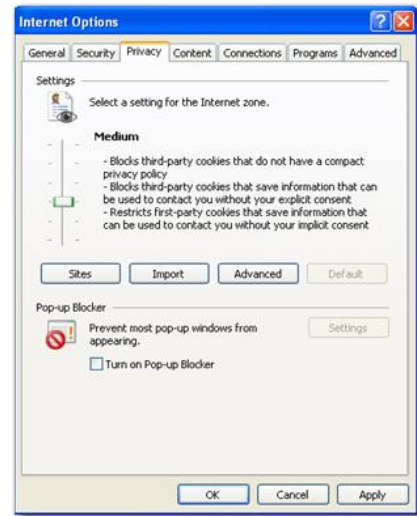
1. **Trusted Sites**

Tools Internet Options Security Tab Trusted Sites
 Icon Sites Button Type in:
<https://www.ATGCustomerLink.com>



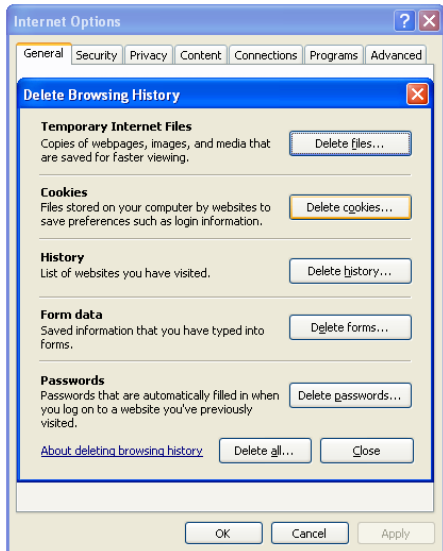
4. **Adjust cookie settings to “Medium or lower” & Turn OFF pop up blocker**

Tools Internet Options Privacy Tab Slide ruler should be Medium or lower if www.ATGCustomerLink.com must be added as a Trusted site.



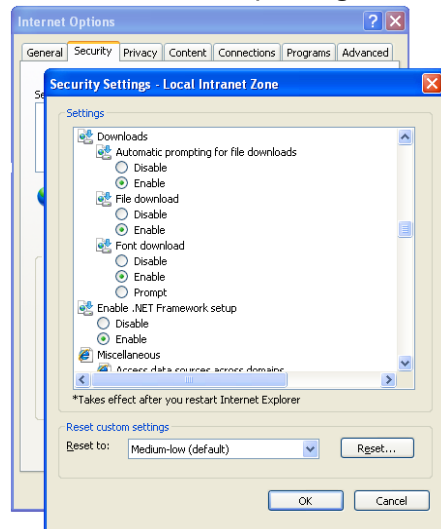
2. **Delete all temporary internet files**

Tools Internet Options General Tab Browsing History Delete Delete Files & Delete Cookies



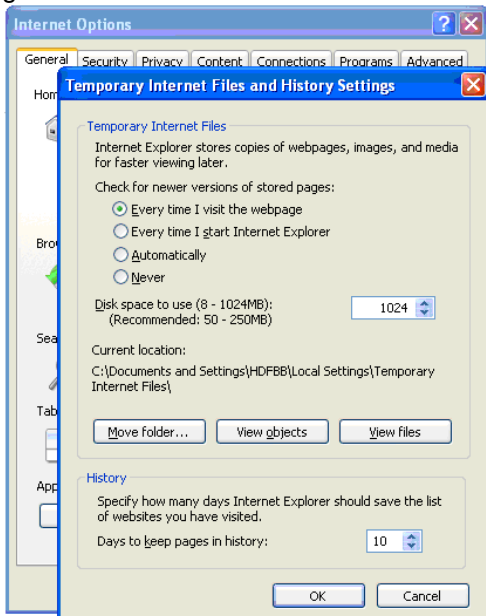
5. **Download Settings**

Tools Internet Options Security Tab Local Internet Icon Custom Level Button. (**Consignment Agents only**)



3. **Validate Setting -Check for New Versions**

Tools Internet Options General Tab Browsing History Settings Check %Every time I visit the webpage”



6. **Compatibility Settings**

Tools Compatibility View Settings Add www.ATGCustomerLink.com to the list

